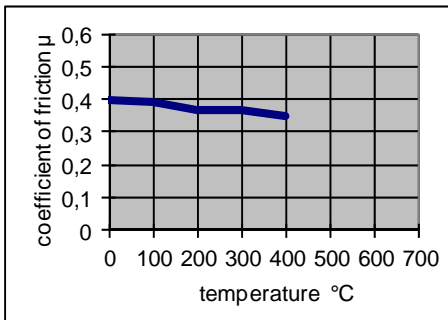


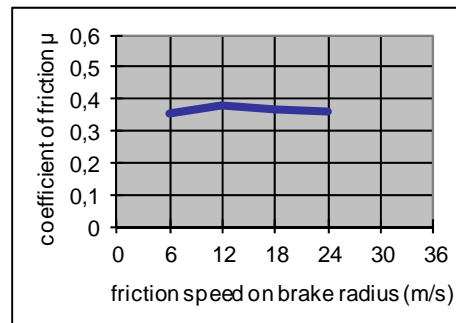
Datasheet

B 40-1

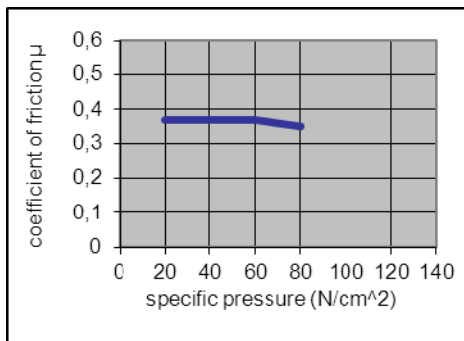
Description: disc brake pad material for regional trains



V = 15 m/sec p_{spec} = 20 - 55 N/cm²



p_{spec} = 20 - 55 N/cm² ϑ = 50 °C



V = 15 m/sec ϑ = 50 °C

Material description: rubber - resin bonded with metal fibres and special additives **without asbestos, lead and antimony**

Range of application: for speeds up to 200 km/h

Disc material: cast iron, spheroid graphite iron, steel alloy

Physical properties

Mean coefficient of friction (for calculation) ¹	μ _m =	0,37	
Specific pressure ²	p ≤	80	N/cm ²
Friction rubbing speed at the brake radius ²	V ≤	30	m/s
Temperature sustained ²	ϑ =	400	° C
Temperature momentarily	ϑ =	550	° C
Density	ρ =	2,5	g/cm ³
Compressive strength acc to EN 20604	σ _{dB} =	21	N/mm ²
Modulus of elasticity acc to UIC	E =	700	N/mm ²
Plastic hardness acc to ISO 2039/1	H =	50	N/mm ²
Thermal conductivity (standard value)	λ =	1,3	W/(m K)
Specific heat capacity (standard value)	c _p =	1,2	kJ/kg K

¹) Coefficient of friction tolerances acc. to UIC-leaflet 541-3 VE

²) Coincidence of the max. values may create other results

This information is recommended as a first guideline and do represent the material performance under standard conditions and results from standard dynamometer tests. As materials behave different under various conditions performance may vary. For final selection additional tests according application might be necessary. Our application engineer will support you in choosing the right quality. Our advise does not release you from the obligation to check its validity and to test our products as to their suitability from the intended application and uses.