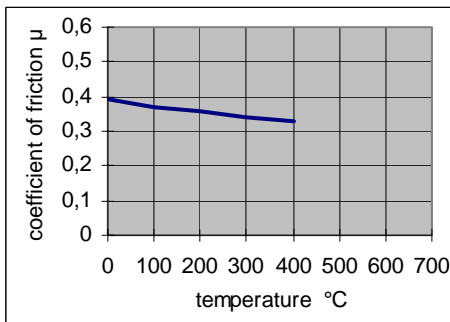


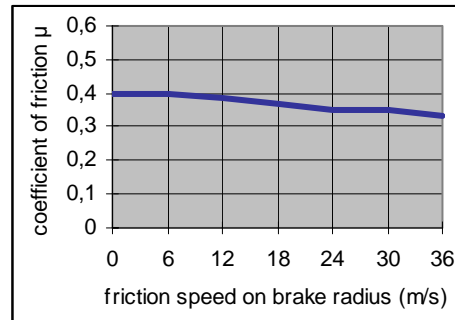
Datasheet

B 36

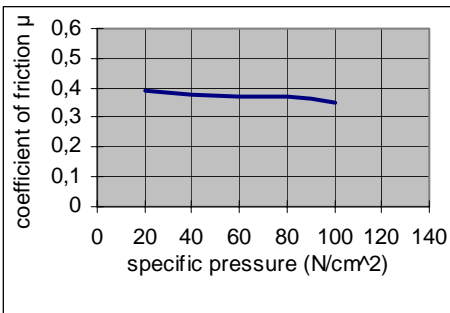
Description: disc brake pad material with UIC friction behaviour



V = 15 m/sec $p_{spec} = 20 - 55 \text{ N/cm}^2$



$p_{spec} = 20 - 55 \text{ N/cm}^2$ $\vartheta = 50 \text{ °C}$



V = 15 m/sec $\vartheta = 50 \text{ °C}$

Material description: rubber - resin bonded with metal fibres and special additives **without asbestos, lead, copper**

Range of application: for speeds up to 220 km/h

Disc material: cast iron, spheroid graphite iron, steel alloy

Physical properties

Mean coefficient of friction (for calculation) ¹	$\mu_m = 0,35$	
Specific pressure ²	$p \leq 80$	N/cm ²
Friction rubbing speed at the brake radius ²	$V \leq 35$	m/s
Temperature sustained ²	$\vartheta = 350$	° C
Temperature momentarily	$\vartheta = 430$	° C
Density	$\rho = 2,4$	g/cm ³
Compressive strength acc to EN 20604	$\sigma_{dB} = 24$	N/mm ²
Modulus of elasticity acc to UIC	$E = 300$	N/mm ²
Plastic hardness acc to ISO 2039/1	$H = 25$	N/mm ²
Thermal conductivity (standard value)	$\lambda = 1,1$	W/(m K)
Specific heat capacity (standard value)	$c_p = 0,9$	kJ/kg K

¹) Coefficient of friction tolerances acc. to UIC-leaflet 541-3 VE

²) Coincidence of the max. values may create other results

This information is recommended as a first guideline and do represent the material performance under standard conditions and results from standard dynamometer tests. As materials behave different under various conditions performance may vary. For final selection additional tests according application might be necessary. Our application engineer will support you in choosing the right quality. Our advise does not release you from the obligation to check its validity and to test our products as to their suitability from the intended application and uses.